

JIMMY

GEAR TO PROCLAIM



**WHITE
RHINO**

SCAN HERE
FOR FURTHER
PRODUCT INFORMATION



Cruise uncertainty confidently with the legacy.
In every turn and every acceleration, embrace the thrill of the journey.



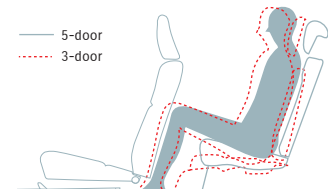
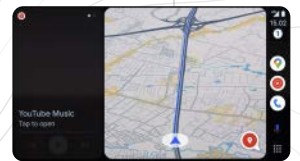

9" TOUCHSCREEN HEAD UNIT
HD Resolution with Bluetooth™, USB, Smartphone Connection, Vehicle Status Display on Jimny 5-door.



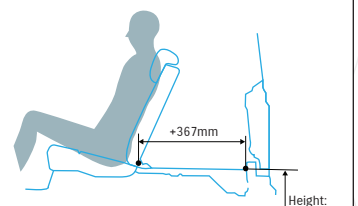
Connect your iPhone to the infotainment system wirelessly or via USB to enable hands-free telephone calls, listen to music, have texts read out, or dictate messages.



Connect your device via a USB socket to access various applications from Google without losing your focus.



REAR SEAT POSITION



LUGGAGE AREA USABILITY



MANUAL LEVELING LED PROJECTOR HEADLAMP WITH WASHER



5 SLOTS CHROME GRILLE



REAR VIEW CAMERA



4 SPOTS PARKING SENSOR



JIMNY WHITE RHINO

1. FRONT BUMPER UNDER GARNISH
2. SIDE UNDER GARNISH
3. DOOR VISOR
4. DOOR HANDLE GARNISH CHROME
5. SPARE TIRE COVER SOFT (RHINO)



LADDER FRAME CHASSIS


Built with a robust Ladder Frame structure, the Jimny guides you through rugged topographies. Paired with full-width rigid axles at the front and rear, it conquers the most challenging paths.



ALLGRIP PRO

Whether on smooth or challenging roads, simply shift the transfer lever.

- 2H**: For driving at normal speeds on roads (asphalt/gravel).
- 4H**: For off-road driving.
- 4L**: For navigating rough rocks, mud, and more challenging terrain.



3-LINK RIGID AXLE SUSPENSION WITH COIL SPRING

The Jimny, with its tough 3-link suspension and rigid axles at both the front and rear, ensures stability on any terrain. The rigid axle suspension pushes one wheel up while the axle presses the other down, especially in rough road conditions.



ENGINE PERFORMANCE

The responsive 1.5L K15B engine maintains off-road driving capability, producing strong torque throughout RPM range to provide unwavering power for conquering any terrain.



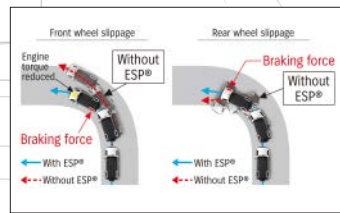
HILL DESCENT CONTROL

Control your vehicle speed gracefully while descending steep roads.



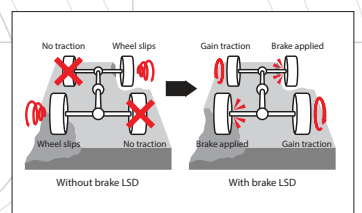
HILL HOLD ASSIST

Prevent the vehicle from rolling backward when bravely facing a new peak.



ESP** (ELECTRONIC STABILITY PROGRAMME)

Enhances braking stability on slippery and curved roads, preventing both oversteer and understeer.




BRAKE LIMITED SLIP DIFFERENTIAL TRACTION CONTROL

Experience quicker brake response with reduced pedal pressure and improved braking performance to prevent slipping on slippery surfaces.



AIRBAGS

Be extra prepared to navigate uncertainties with the six airbags for 5-door, ensuring your safety.



TECT BODY

The frame structure effectively absorbs and distributes energy during bumps and crashes, ensuring the cabin space remains more intact.

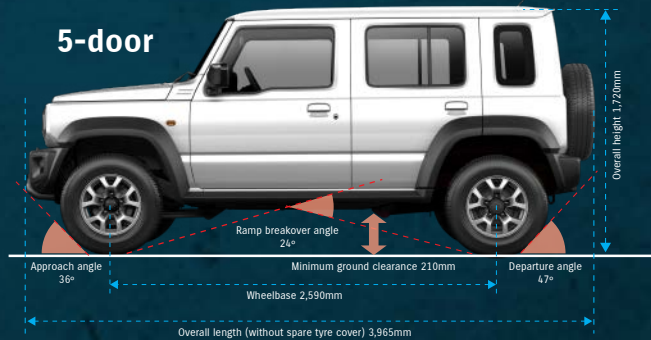
SPEKIFIKASI SPECIFICATIONS

DIMENSI / DIMENSIONS		
Panjang Keseluruhan / Overall Length	mm	3,965
Lebar Keseluruhan / Overall Width	mm	1,645
Tinggi Keseluruhan / Overall Height	mm	1,720
Jarak Poros Roda / Wheelbase	mm	2,590
Jarak Pijak Depan / Front Thread	mm	1,395
Jarak Pijak Belakang / Rear Thread	mm	1,405
Jarak Terendah / Ground Clearance	mm	210
Radius Putar Minimum / Minimum Turning Radius	m	5.7
KAPASITAS / CAPACITIES		
Tangki Bahan Bakar / Full tank Capacity	Litres	40
MESIN / ENGINE		
Jenis / Type		K15B
Silinder / Number of Cylinders		4
Jumlah Katup / Number of Valves		16
Isi Silinder / Piston Displacement	cm ³	1,462
Diameter x Langkah / Bore x Stroke	mm	74.0 x 85.0
Daya Maksimum / Maximum Output	PS/rpm	102/6,000
Momen Puntir Maksimum / Maximum Torque	Nm/rpm	130/4,000
Distribusi Bahan Bakar / Fuel Distribution		Multipoint Injection

TRANSMISI / TRANSMISSION			
	MT	AT	
Perbandingan Gigi / Gear Ratio	1st	4.425	2.875
	2nd	2.304	1.568
	3rd	1.675	1.000
	4th	1.190	0.697
	5th	1.000	-
	Reverse	5.152	2.300
Perbandingan Gigi Akhir / Final Gear Ratio		4.091	4.300
RANGKA / CHASSIS			
Sistem Kemudi / Steering		Recirculating Ball	
Suspensi / Suspension	Front	3-Link Rigid Axle with Coil Spring	
	Rear	3-Link Rigid Axle with Coil Spring	
Rem / Brakes	Front	Ventilated Disc	
	Rear	Drum, Leading and Trailing	
Ukuran Ban / Tyres		195/80R15	
BERAT / WEIGHT			
Berat Kotor Kendaraan / Gross Vehicle Weight	Kg	1,545	

Catatan:

Untuk peningkatan dan penyesuaian dengan perkembangan teknologi, spesifikasi ini sewaktu-waktu dapat berubah tanpa pemberitahuan terlebih dahulu.



PERLENGKAPAN EQUIPMENTS

CHASSIS	
Tyres and Wheels	195/80R15 + Alloy Wheels ●
Spare Tyre and Wheel	195/80R15 + Alloy Wheel ●
EXTERIOR	
Front Grille	Black with Chrome Accent ●
Wheel Arch Extensions	Material Colour ●
Drip Rails	●
Outside Door Handles	Body Coloured ●
Tailgate opener	Centre Door Lock ●
VISIBILITY	
Headlamps	LED Projector ●
Headlamp Leveling Device	Manual ●
Automatic Lamps	●
Lamp Washer	●
Fog Lamps	Front ●
DRL	●
Green Tinted Windows	Front Door Windows ●
	Quarter & Tailgate Windows ●
UV-Cut Glass	Windscreen ●
Wipers	Front: 2-Speed + Intermittent + Washer ●
	Tailgate: 1-Speed + Washer ●
Tailgate Window Demister	●
Outside Door Mirrors	Black (painted) ●
	Electrically Adjustable ●
	Electrically Foldable ●
STEERING AND INSTRUMENT PANEL	
3-Spoke Steering Wheel	Leathered Covered ●
	With Audio Controls ●
	With Cruise Controls ●
	With Hands-free Phone Control ●
	Tilt-Adjust ●
Power Steering	●
Tachometer	●
Light-off and Key Reminder	Alarm ●
Driver's Seatbelt Reminder	Lamp & Alarm ●
Passenger's Seatbelt Reminder	Lamp & Alarm ●
Rear Seatbelt Reminder	Lamp & Alarm ●
Door Ajar Reminder	Lamp ●
Low Fuel Warning	Lamp ●
DRIVING AMENITIES	
Digital Clock	●
Electric Windows (Front)	Driver's Side (Up/Down Auto) ●
	Passenger's Side ●
Central Door Locking	Switch on Driver's Side ●
Remote-control Door Locks	With Hazard Lamp Answerback Function ●
Air Conditioner	Auto ●
Heater	●
Pollen Filter	●
Audio	Antenna (Mounted at Rear of Roof) ●
	Speaker x 2 ●
	9" Display Audio + Bluetooth*** ●
	+ Rear View Camera ●
Cruise Control	●

INTERIOR	
Cabin Lights	Front Cabin Light (3-Position) ●
	Rear Cabin Light (3-Position) ●
Driver's Sun Visor	With Ticket Holder ●
	With Vanity Mirror ●
Passenger's Sun Visor	With Ticket Holder ●
	With Vanity Mirror ●
Assist Grips	Passenger's Side ●
	Rear x 2 ●
Cup Holder	Front x 2 ●
Shift Knob	Urethane ●
	With Chrome ● (MT)
	With Piano Black ● (AT)
Parking Brake Release Button	Chrome ●
12V Interior Accessory	Centre Console x 1 ●
	Luggage Room x 1 ●
USB Socket	Centre Console x 1 ●
Remote Fuel Lid Opener	●
Inside Door Handles	Chrome ●
SEATS	
Rear Seats	50:50-split Single-folding ●
	Head Restraint x 2 ●
Seat Upholstery Material	Fabric ●
SAFETY, SECURITY AND ENVIRONMENTAL COMPATIBILITY	
SRS Front Dual Airbags	●
SRS Side Airbags	Front ●
Curtain Airbags	●
Seatbelts	Front: 3-point ELR Seatbelts x 2 ●
	with Pretensioners and Force Limiters ●
	Rear: 3-point ELR Seatbelts x 2 ●
	with Force Limiters ●
ISOFIX Child Seat Anchorage	Rear x 2 ●
Pedal Release System	Brake & Clutch ●
Side Impact Door Beams	●
Parking Sensors	Rear ●
ABS	●
ESP**	●
Hill Hold Control	●
Brake Assist Function	●
Shift Lock/Key Interlock	● (AT)
High-mount Stop Lamp	●
Immobilizer	●
Security Alarm	●

*ESP® adalah merek dagang yang terdaftar untuk Daimler AG. ESP® didesain untuk membantu Jimny agar mudah dikendalikan. Tetapi, efektivitasnya tergantung oleh kondisi berkendara dan keadaan permukaan jalan. Jika ban melewati limit cengkraman dan roda mulai berputar atau tergelincir, efektivitasnya mungkin akan berkurang.

**Bluetooth® is a registered trademark of Bluetooth SIG, Inc.

Informasi lebih lanjut hubungi:

Informasi lengkap kunjungi <https://www.suzuki.co.id/automobile/jimny>